

# APOLLO

## A600 APARTMENT COMPACTOR

HAND FEED  
A600



### FEATURES INCLUDE:

- 1/4" INTEGRAL MAINFRAME / HOPPER DESIGN
- 3/8" A.R. FLOOR PLATE FOR LONGER LIFE
- CONTAINER SINGLE SIDE LATCH
- 4" BORE X 2" ROD CYLINDER
- 80% AND 100% FULL LIGHTS WITH AUTOMATIC SHUTDOWN
- KEY ON/OFF PHOTO EYE OPERATION MANUAL FOR/REV EMERGENCY STOP POWER ON LIGHT
- MICROPROCESSOR CONTROLS WITH EASY READ OUT FOR PROGRAMMING AND TROUBLESHOOTING.



UL LISTED  
CONTROL  
PANEL

### ADDITIONAL MODELS INCLUDE:

A600N (26'WIDE)  
A600-HF (HAND FED )  
A600-HD (HEAVY DUTY)

# PRODUCT DATA AND RATINGS

# A600 SERIES

## GENERAL

COMPACTOR MODEL	APOLLO A600	APOLLO A600N
CHAMBER CAPACITY - MFR	0.30 CU.YDS.	0.25 CU.YDS.
CHAMBER CAPACITY - WASTE	0.25 CU.YDS	0.21 CU.YDS
CHAMBER CLEAR TOP OPENING	24" x 30"	24" x 25.5"
TOP OPENING	54" x 30.5"	54" x 25.5"
RAM DIMENSIONS	18" x 30.5"	18" x 25.5"
OVERALL DIMENSIONS	72"L x 36"W x 69"H	72"L x 31"W x 69"H
EST. SHIPPING WT.( INCL.POWER PACK)	1930 LBS	1750 LBS

## PERFORMANCE CHARACTERISTICS

CYCLE TIME	28 SECS	28 SECS
CAPACITY PER HOUR	40 CU.YDS	33 CU.YDS.
RAM PENETRATION	5"	5"
RAM FACE PRESSURE (N) @ 1600 PSI	38 PSI	44 PSI
RAM FACE PRESSURE (M) @ 1800 PSI	42 PSI	49 PSI
PACKING FORCE (N) @ 1600 PSI	20,160 LBS	20,160 LBS
PACKING FORCE (M) @ 1800 PSI	22,680 LBS	22,680 LBS

## STRUCTURAL CHARACTERISTICS

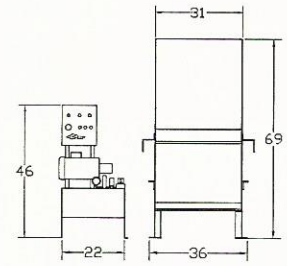
MAIN FRAME AND HOPPER	1/4" PLATE	1/4" PLATE
IMPACT PLATE	1/4" PLATE REINFORCED	1/4" PLATE REINFORCED
FLOOR PLATE	3/8" AR PLATE	3/8" AR PLATE
RAM FACE PLATE	3/8" PLATE	3/8" PLATE

## ELECTRICAL SPECIFICATIONS

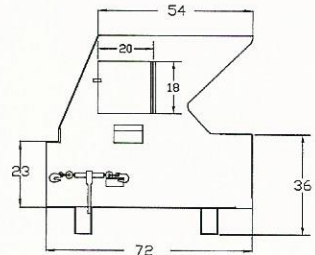
REMOTE POWER PACK DIMENSIONS	46"H x 22"W x 14"D	46"H x 22"W x 14"D
MOTOR	5HP	5HP
MOTOR POWER	208/230/460V, 3PH, 30 AMPS	208/230/460V, 3PH, 30 AMPS
CONTROL VOLTAGE	120VAC (24VDC OPTION)	120VAC (24VDC OPTION)
CIRCUITS CONTROLLER	ZELIO PLC PROCESSOR	ZELIO PLC PROCESSOR
MONITORS	80% & 100% FULL	80% & 100% FULL
PHOTO ELECTRIC EYE	OMRON E3K	OMRON E3K
DOOR SAFETY SWITCH	TELEMECANIQUE	TELEMECANIQUE
CONTROL PANEL	UL LISTED	UL LISTED

## HYDRAULIC SPECIFICATIONS

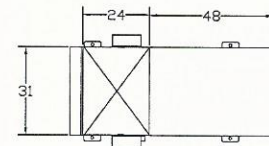
CYLINDERS	4" BORE, 2" ROD	4" BORE, 2" ROD
HYDRAULIC PUMP CAPACITY	6 GPM	6 GPM
OIL TANK CAPACITY	12 GALS.	12 GALS.
OPERATING PRESSURE	1600 PSI	1600 PSI
RELIEF PRESSURE	1800 PSI	1800 PSI
MAXIMUM RATED PRESSURE	3000 PSI	3000 PSI



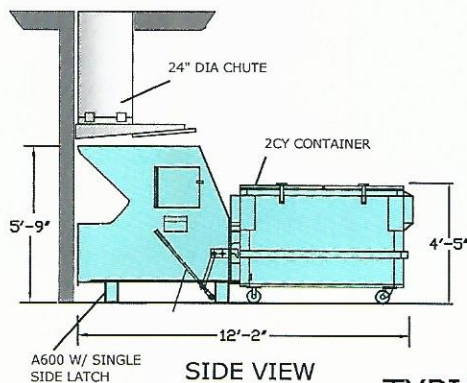
FRONT



SIDE

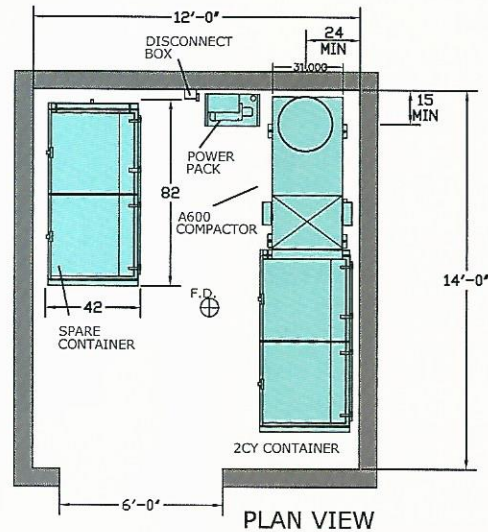


PLAN



SIDE VIEW

TYPICAL LAYOUT  
A600



PLAN VIEW

**APOLLO WELDING AND FABRICATING, INC.**

35600 CURTIS BLVD, EASTLAKE, OHIO 44095

**PH: 440 942 0227**

**FAX: 440 942 0127**

apollo@apollowelding.com

www.apollowelding.com

**DISTRIBUTED BY:**